

How to separate and dispose garbage and recyclable materials

Keep good manners for a high quality environment

—5 RULES FOR PUTTING OUT TRASH—

- 1 **Separate your trash**
(A list of trash items is on the back side of the collection calendar.)
- 2 **Put out trash by 8 a.m. on your collection day, but not on the day before.**
- 3 **Keep the collection points clean.**
- 4 **"Garbage if thrown away, resources if recycled"**
Try to reduce garbage.
- 5 **Follow the rules below when putting out trash:**
 - Write your name and address on trash bags and bulk garbage sticker.
 - Tightly close the opening of the trash bag.
 - Attach the bulk garbage sticker where it can be easily seen.

Trash picked-up at burnable garbage collection points

◆Burnable garbage

—Example—

- Raw garbage
- paper wastes
- fabrics
- plastics etc




Dispose of in the burnable trash bag designated by Kani City.



Trash picked-up at non-burnable garbage collection points

◆Non-burnable garbage




Dispose of in the non-burnable trash bag designated by Kani City.

※If the weight exceeds 20 kg, take it directly to the "Omori gareki Disposal Center."

Open 9 a.m.-4:30 p.m. on every 2nd and 4th Sunday.

Non-burnable garbage is separated into three categories. Circle the appropriate type on the trash bag, as shown on the right diagram.



① Ironware

- Electric appliances (Excluding recyclable home appliances)
- Blocks of plastic etc



Before disposal, make a hole (away from fire.) in gas cans (cartridge).

② glassware

- Cups
- Cosmetics bottles
- incandescent lamps etc



Remove caps from cosmetic bottles before disposal.

③ Ceramic

- Roof tiles
- piece of concrete
- dishes, bowls etc



◆Bulk garbage (within 150cm×80cm×60cm)



Put a bulk garbage sticker with your address and name on a prominent part of the item.

—Example—

- Bicycles
- Efutons
- desks etc

※Bicycles or skis exceeding the above size can be disposed with stickers.



See "Trash not picked-up at collection points" for bulk garbage exceeding the designated size.

Recyclables collected at the Recycle Station

◆Drinks/Foodstuff bottles



Separate by color and dispose of in their appropriate boxes.

- ① Clear bottles
- ② Brown bottles
- ③ Other color bottles
- ④ Returnable bottles (1.8 liters sake bottles • Beer bottles)

◆Paper containers/Paper packing

Remove all non-paper materials (if not possible, dispose as burnable), then bundle crosswise with a string.

Example: Paper bags, and paper wrappings from department stores and supermarkets, snack box, outer boxes for pouch-packed foodstuffs



◆Drinks/Foodstuff cans, plastic containers



Separate by type and dispose of in their appropriate nets.

• Drinks/Foodstuff cans

Rinse before disposal and do not crush.

① Aluminum cans



Remove caps



② Steel cans



Remove caps (no need to remove labels and rings). Remove paper labels.

• PET bottles



• Styrofoam trays, Polystyrene foam packaging



Those with "PS" mark only.(left)



Trash not picked-up at collection points

◆Community collection of recyclables

Newspaper, magazines, cardboards, coated paper containers



Dispose of through resource recovery activities by elementary and junior high schools or take to the Eco Dome.

◆Dry-batteries, fluorescent lamps thermometers

Alkaline cell, nickel-cadmium cell, manganese cell, lithium cell, button batteries



Dispose of in collection boxes at City Hall/Community Centers.

※Dispose of incandescent lamps as glassware

◆Recyclable home appliances

Air conditioners, TVs, washing machines, refrigerators, freezers, clothes dryer



See the reverse side for details.

◆Recyclable personal computers

See the reverse side for details.



※Without recycle mark Dispose of as ironware/bulk garbage.

◆Bulk garbage (Non-standard size)

◆In case of excessive amount of garbage

Those will be collected individually;directly contact licensed collector. (Prices differ upon nature of the items and their amount.)



◆Items NOT disposable at any garbage collection point

- Flammable substances/Explosive items (Propane gas containers/Coating compositions/Batteries etc.)
- Medical wastes and agricultural chemicals (Injection needles/Waste suspected to be infected, chemical herbicides, etc.)
- Items that can not be processed with a garbage grinder (Steel-frames, bicycle wheels, motorized farm equipments, sediments, enameled bathtubs, bowling bowls, electrical automobiles, household-use fireproof safes, etc.)

Consult the outlet stores, dealer, or specialized disposal services for the method of disposal.



City licensed collectors

Hashimoto Co., Ltd
TEL 62-3310
Komori Sangyo Co., Ltd
TEL 54-1283

How to separate and dispose garbage and recyclable materials

—Supplementation—

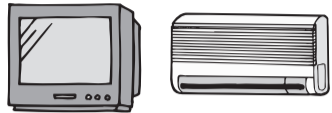
Recyclable home appliances

TVs, refrigerators, freezers, washing machines, clothes dryer, air conditioners, are recycled by manufacturers under the home appliances recycling law. So you can not dispose of these items as garbage.

Home appliance retail store

Following items are returnable to retail stores.

- ① Items purchased at retail store.
 - ② Items not used upon purchase of new products.
- ※Confirm the "hauling fee" at each retail store.




City Licensed collector

Pay the cost of hauling the item away and recycling.

Take it directly to the appointed retrieval facility

Provide the required information on the Kaden Recycle Ken (Household Appliance Recycling Application) handled by post offices or Japan Post Banks and make recycle fee payment. Attach the Furikae Haraikomi Uketsuke Shoumeisho (Prepaid Voucher) issued after making the payment, onto the household electrical appliance, and carry it into one of the collection points listed below:



- ① **Owaki Shoten Co., Ltd.**
1-72 Maehira-Cho, Minokamo-City TEL.0574(26)3215
- ② **Tokai Seino Unyu CO., Ltd. Gifu Tono Branch**
304-912 Nishiyama, Oroshi-Cho, Toki-City TEL.0572(57)9015

Recycling Fees

Air conditioners	¥2,625
TVs (15 inches or less)	¥1,785
(16 inches or more)	¥2,835
Refrigerators, freezers (170 liters or less)	¥3,780
(171 liters or more)	¥4,830
Washing machines, clothes dryer	¥2,520

Recyclable personal computers



With recycle mark

Contact the manufacturer to request disposition.

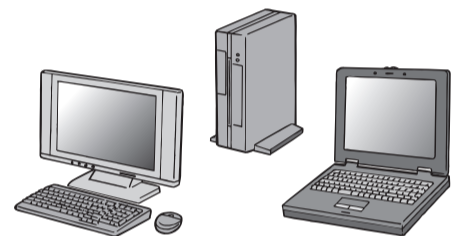
Receive the "Eco-pack slip", fill it out, and then paste it on the wrapped item.

Take it to the post office or request a home pick up.

Without recycle mark

Dispose of as non-burnable ironware or as bulk garbage if the item does not fit in the bag.

Sasayuri Clean Park processes recyclable parts.



Others

Burnable garbage

- Wet garbage must be dried well before disposing.
- Burnable garbage in a bundle causes difficulty in burning. Dispose of such garbage as non-burnable metal ware.
(Example: Futon bedding, rugs, carpets, bulks of plastic, etc.)
- Pruned branches must be cut into pieces under the size of 70cm long 3cm round.(if it cannot be cut into pieces, dispose of as bulk garbage)
- In promotion of waste reduction effort, try to compost raw garbage using effective micro-organisms, refuse compost or garbage disposal device.(The city provides a subsidy for the purchase of compost, kitchen waste disposers, and airtight fermenting containers.)

Non-burnable garbage

- Clear bags are used to prevent against any hazardous materials. Do not cover the items with other bags/papers unless the protrusion of the items tears the bag.
- Be sure to make holes (away from fire) on spray cans, gas cans (cartridge-type). Empty oil cans before disposing. Do not mix in propane tanks.

Collectable items at recycle station

- Rinse off the grime well before disposal.
- Heavily soiled or damaged items cannot be recycled. Dispose of those items as burnable or non-burnable garbage.

To business enterprises

Businesses are obligated and completely responsible for the disposal and recycling of all garbage and recyclables involved in business activities and must insure that garbage/recyclables are not accepted at city-operated garbage collections. Relegate business waste treatment to licensed collectors or dispose it in the appointed business waste garbage bags and take it directly the Sasayuri Clean Park (industrial waste is not accepted.)

Omori gareki Disposal Center

You may carry in non-burnable ceramics to the Omori Gareki Shobunjo (debris processing plant).

Open: Second and fourth Sundays of each month, 9:00a.m. ~ 4:30p.m.
(accepted until 4:00p.m.)

Fee: Free up to 1 ton
520 yen per every 500kg exceeding 1t (Name stamp required)

※Construction debris, rocks, soil, plasters that were previously dismantled will not be accepted.

Omori Gareki (Desposal) Center location map

